



Angel Side Fixed

Window Opening Control Device **Safety**

Notice: Important safety information,
Leave this information for the building occupant.

Safety Guide

Properly maintain opening control device and verify correct window opening control device operation on a monthly basis.

Window opening control device should automatically re-engage when closing bottom sash.

After activation of the window opening control device check for openability.

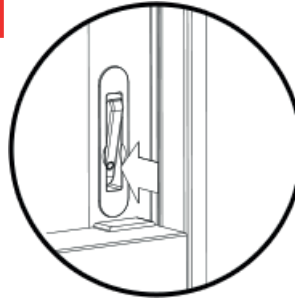
Clear opening must be less than 4 inches.

Teach household members six years old and older how to operate the release mechanism in case of an emergency.

Warning


To disengage window opening control device

01



Disengage window opening control device

02



Raise bottom sash

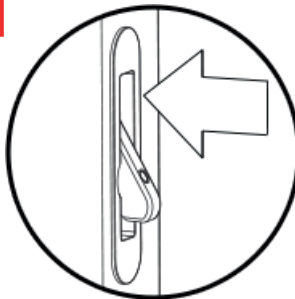
03



Lower bottom sash. Opening control device resets

To manually re-engage window opening control device

01



Push top to re-engage window opening control device

Important **Safety** Information

Possible Fall Hazard

- Follow manufacturer's assembly and installation instructions carefully. Failure to do so may result in accidental window falls.
- Window opening control device is designed to protect against accidental window falls by children five years and younger.
- Window opening control device is not a substitute for careful supervision of all young children.
- Keep window opening control device engaged unless needed for use in an emergency.

Young Children may fall through an open window if all instructions are not followed:

- Use recommended materials and techniques.
- Make sure the window opening control device is securely attached to the window sash.
- Make sure that the window is in good condition.

No window rescue above 75 feet (6th floor)

- Fire rescue ladder may not reach beyond 75 feet (6th floor)
- Do not rely on being rescued from windows above 75 feet (6th floor). Follow building fire escape plan.

Blocks escape in fire and emergency unless released

- Follow instructions on reverse side to properly operate the window opening control device to open window.
- Never apply padlock or devices that require a key or tool to unlock them to the window opening control device.

